

READ AND WRITE

FOR

GOOGLE CHROME

WELCOME!



Jeannine Hack

Learning Disabilities Teacher on Special Assignment

Thames Valley District School Board

GOALS

1. To introduce Read and Write icons that are necessary for some students, but benefit all students.
2. To share ideas on using Read and Write in the classroom.

WHY READ AND WRITE?

Read and Write provides an on-line platform through an individual's google account.

TVDSB, LDCSB and Avon Maitland teachers and students all have access to Read and Write for Google Chrome.

READ & WRITE IS USEFUL FOR...

- × Challenging web content
- × Various Reading levels
- × Poor spellers
- × Students with learning difficulties
- × Reluctant writers
- × English Language Learners
- × All students!

READ AND WRITE CAN REPLACE...


- × Dragon Naturally Speaking, Google Voice
- × Note Typing, Siri (Apple products)
- × WordQ (Word Prediction)
- × Parts of Kurzweil (text to speech, dictionary, highlighting, audio files)



GETTING STARTED

Adding Read and Write to your
Google Account.

READ AND WRITE ICON




Let's get started!

• Read&Write for Google Chrome™ would like to:

- View your email address
- View your basic profile info
- View and manage Google Drive files and folders that you have opened or created with this app
- Add itself to Google Drive
- View and manage the files in your Google Drive
- View your Google Drive apps
- View and manage its own configuration data in your Google Drive

By clicking Allow, you allow the app to use your information in accordance with the respective terms of service and privacy policies. You can change the and other Account Permissions at any time.

Deny **Allow**



1. Click on the purple puzzle.
 2. You may need to re-enter your GOTVDSB account.
 3. A checklist will come up. Scroll down and click 'allow' and 'OK Got it' (usually blue rectangle)
 4. Do it as many times as asked.
-

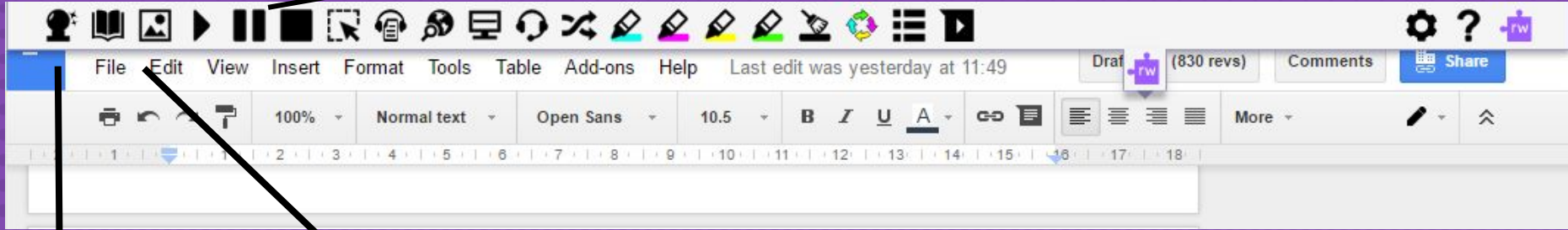


LET'S TRY!


WE'LL GO THROUGH EACH ICON ONE AT A TIME

TOOLBAR

PLAY LISTEN READ (WEB)



WORD PREDICTION



DICTIONARY



PICTURE DICTIONARY

**SCREEN SHOT READER
(SLIDES)**



FACT FINDER



AND THERE IS MORE...


HIGHLIGHTS




COLLECT HIGHLIGHTS



VOCABULARY LIST




FOR INTERNET USE:



SCREEN MASK



SIMPLIFY



FACT FINDER

PLUS.....

Record

***RECORDS AN MP3 FOR YOU TO USE FOR
STUDYING OR REMINDING***





Speech to Text

YOU NEED A HEADSET WITH A MICROPHONE.



...OR USE THE VOICE TYPING OPTION.

OTHER STUFF...



THINGS TO KNOW:

- × What tool bar are you working on?
- × Settings in Read & Write
 - × Speech -- voice, speed, translation
 - × Language -- language, features
 - × Features -- turn on Fact Finder

SOME VERY USEFUL ICONS AND HOW TO USE THEM

- × For building vocabulary
- × For researching
- × For reading on the Internet

Using the highlighters.... 1

1. Use your cursor to highlight the words you would like.

The nose is part of the sense of smell.

The **nose** is part of the sense of smell.

2. Choose a highlighter and click. Your word is now highlighted.




The **nose** is part of the sense of smell.

** The highlighter tool does NOT work in Google Slides**

Vocabulary

Awesome icon



Highlight your words
(use one colour
highlighter only).
Then click the icon
and watch!

Using the highlighters to collect ideas

When you are ready to collect all your highlights...

Click



Then choose

Colours and OK

Collect highlights

Sort highlights by color

Colors to collect



OK

Cancel

WEBSITES & SIMPLIFY

On the website, open the R&W

Click on the Simplify icon.



At first click, the pictures and ads disappear

When you press the subtract sign

On the Simplify icon.



Each time you press will simplify the reading.



TROUBLESHOOTING

HELPFUL THINGS TO KNOW

- × Read and Write works easiest on a Chromebook
- × Read and Write works well on a windows laptop
- × Read and Write is challenging to use on an ipad
- × Sorry... I don't have a lot of experience with Read and Write on a Mac

HELPFUL THINGS TO KNOW

- × Use your CHROME browser NOT Explorer or Mozilla Fox
- × Sign into Chrome on a computer to ensure linked data
- × You may need to use CTRL V; CTRL C; CTRL X if using a computer/ laptop

HELPFUL THINGS TO KNOW

- × Some PDF files will not open --- particularly if there are many pictures
- × To open a PDF file, use READ and WRITE when asked
- × Chromebooks do not typically allow printing on school servers

HELPFUL THINGS TO KNOW...

Don't be surprised if the Read and Write toolbar disappears each time you change a webpage or website.

Just remember to click on the top purple puzzle piece to get Read and Write working again!

Technology 4 All

ACCESSIBILITY



FOR ALL STUDENTS



Click the YouTube play icon to get a list
of short 2(min) video tutorials.
Add them to your playlist (subscribe)





QUESTIONS?

Do you have any questions?

How might you use this in your classroom?





THANK YOU!

***HOPE YOU HAVE FOUND THIS
HELPFUL!***



***WITH THANKS TO LISA
KOKENYESI
SLIDES CARNIVAL***